

# Qommunity Resident App User Account Activation Guide



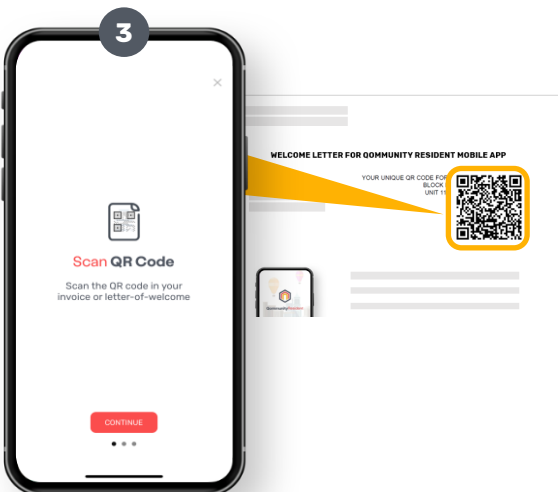
Receive Welcome Letter for Qommunity Resident Mobile App



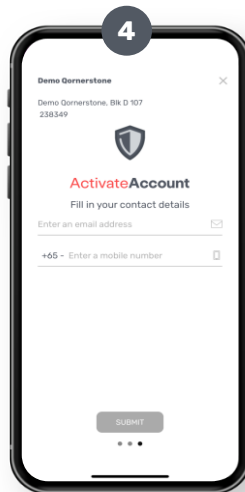
Download the App



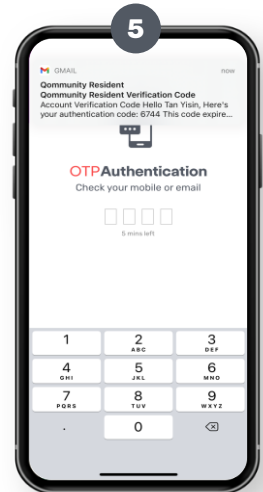
Click on 'QR Code' to activate your user account (A 1-time activation process)



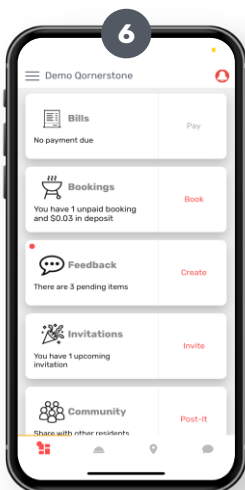
Scan QR code on Welcome Letter



Fill in your mobile number or email address



Key in 4-digit OTP sent to your mobile or email  
\*Depends on selection in Step 4



You have activated your user account and you are now logged in to Qommunity Resident App



For subsequent log-ins, select Mobile No. or Email\* and receive OTP to log-in  
\*Depends on mode of activation in Step 4